

SOUTHEASTERN DISTRICT HEALTH DEPARTMENT
INDIVIDUAL SEWAGE DISPOSAL INSTALLATION PERMIT

3-4 pm

Permit No. _____ Date 8 Jan 1976
 Installation for Lynn Broadhead at sec 27 4 75 R 34E BM
(Name) (Legal description of property)
 Address of Installation Next to E + W Poultry Farm on N. Yellowstone.
 No. Living Units _____ Bedrooms _____ People Served _____ Water Supply--Private Public _____
 Applicant is: Owner Contractor _____ Other _____
 FHA _____ FARM HOME _____ VA _____ CONV. _____ EXISTING _____ NO. _____
 Septic Tank 1000 gal. Perc. Rate 7 Min./in. Min. Depth to Ground Water _____ ft.
 Effluent Disposal: Effective Area Required 200 sq. ft. Soil System: _____ Soil Profile _____
 Field Drain Absorption Bed _____ Standard Modified _____ Seepage Pit _____ Dimensions _____

Distance from Disposal Area to:
 Property Lines: Front 10 ft. Back 10 ft. Side 10 ft. Dwelling Foundation 20 ft. Well 100 ft.
 Surface Water _____ ft. Nearest Neighbor's Well _____ ft. Plot Plan Submitted and Approved _____ Septic Tank 5 ft.

Remarks: Hard sewer system inspected and approved before backfilling
 Applicant: Lynn Broadhead Paid _____ Bill _____ No Fee
 Address _____ Permit Issued by William H. Marbauer

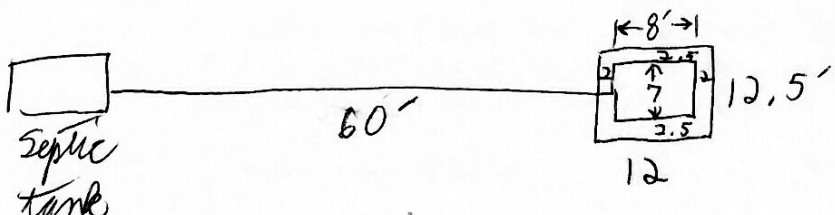
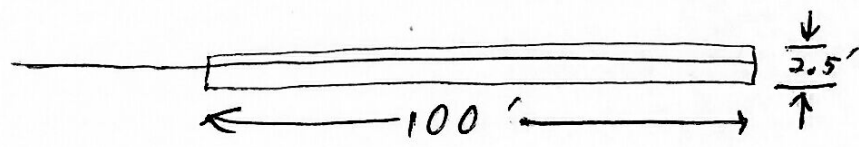
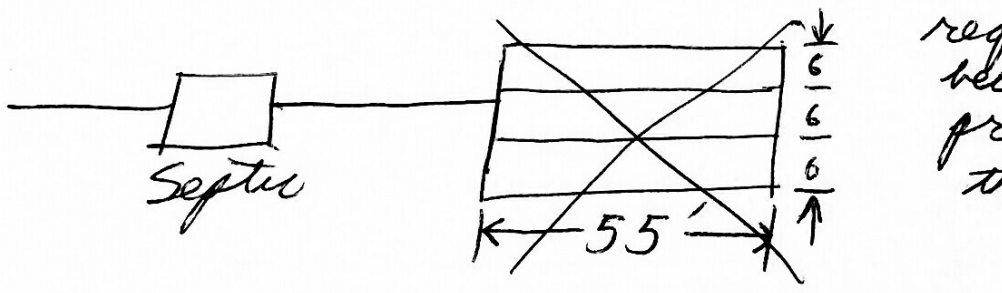
INSPECTION: Septic Tank Size 1000 gal Standpipe 2' Depth to Manhole 8"
 Distance from Septic Tank to: Dwelling Foundation 10' ft. Well 200 ft. Nearest Neighbor's Well 100 ft.
 Effluent Disposal: Effective Area 150 sq. ft.
 Field Drain _____ Absorption Bed Standard _____ Modified _____ Seepage Pit _____ Dimensions 12 x 12.5'
 Pipe Size 4" No. of Lines 2 Length _____ Depth _____
18 in of gravel

Distance from Disposal Area to:
 Property Lines: Front 10 ft. Back >10 ft. Side 10 ft. Dwelling Foundation 85 ft. Well 220 ft.
 Surface Water NA ft. Water Service Piping _____ ft. Depth to Gravel _____ ft. Nearest Neighbor's Well 100 ft.
 Approved Not Approved _____ Inspected 6 Feb '76 by Bill Marbauer Installed by Randy Jensen
(Date)

Remarks _____

Applicant's sketch of house, proposed sewage layout and all adjacent wells (dimension between all components) --
taken 3 different days
 Needed - 1) ³ Water samples, 2) Plot plan with distances indicated, 3) Perc. Test.

Make sure all of these requirements have been completed prior to approving this system.



41
14
27